

☰ Tool Box Talk | Portable Fire Extinguishers

Class A Combustibles

These include common combustible materials (wood, paper, cloth, rubber, and plastics) that can act as fuel and are found in non-specialized areas such as offices.

To handle Class A combustibles safely:

- Dispose of waste daily.
- Keep trash in metal-lined receptacles with tight-fitting covers (metal wastebaskets that are emptied every day do not need to be covered).
- Keep work areas clean and free of fuel paths that could allow a fire to spread.
- Keep combustibles away from accidental ignition sources, such as hot plates, soldering irons, or other heat- or spark-producing devices.
- Store paper stock in metal cabinets.
- Store rags in metal bins with self-closing lids.
- Do not order excessive amounts of combustibles.
- Make frequent inspections to anticipate fires before they start.

Water, multi-purpose dry chemical (ABC), and halon 1211 are approved fire extinguishing agents for Class A combustibles.

Class B Combustibles

These include flammable and combustible liquids (oils, greases, tars, oil-based paints, and lacquers), flammable gases, and flammable aerosols.











To handle Class B combustibles safely:

- Use only approved pumps, taking suction from the top, to dispense liquids from tanks, drums, barrels, or similar containers (or use approved self-closing valves or faucets).
- Do not dispense Class B flammable liquids into containers unless the nozzle and container are electrically interconnected by contact or by a bonding wire. Either the tank or container must be grounded.
- Store, handle, and use Class B combustibles only in approved locations where vapors are prevented from reaching ignition sources such as heating or electric equipment, open flames, or mechanical or electric sparks.
- Do not use a flammable liquid as a cleaning agent inside a building (the only exception is in a closed machine approved for cleaning with flammable liquids).
- Do not use, handle, or store Class B combustibles near exits, stairs, or any other areas normally used as exits.
- Do not weld, cut, grind, or use unsafe electrical appliances or equipment near Class B combustibles.
- Do not generate heat, allow an open flame, or smoke near Class B combustibles.
- Know the location of and how to use the nearest portable fire extinguisher rated for Class B fire.

Water should not be used to extinguish Class B fires caused by flammable liquids. Water can cause the burning liquid to spread, making the fire worse. To extinguish a fire caused by flammable liquids, exclude the air around the burning liquid. The following fire-extinguishing agents are approved for Class B combustibles: carbon dioxide, multi-purpose dry chemical (ABC), halon 1301, and halon 1211. (NOTE: Halon has been determined to be an ozone-depleting substance and is no longer being manufactured. Existing systems using halon can be kept in place.)

Class C fires involve energized electrical equipment. Extinguishers with a C rating are designed for use with fires involving energized electrical equipment.

FIRE CLASSIFICATION

Letter Symbol	Picture Symbol	Description	
		Type A Ordinary Combustibles: wood, cloth, paper, rubber, many plastics and other common materials that burn easily.	
		Type B Flammable Liquids: gasoline and other flammable liquids, oil, grease, tar, oil-based paint, lacquer and flammable gas.	
		Type C Electrical Equipment: energized electrical equipment, including wiring fuse boxes, circuit breakers, machinery and appliances.	
			
P – Pull the pin	A – Aim the nozzle at the base of the fire	S – Squeeze the handle	S – Sweep from side to side





Tool Box Talk | Portable Fire Extinguishers

This form documents that the training specified above was presented to the listed participants. By signing below, each participant acknowledges receiving this training.

Organization: _____

Trainer: _____ **Trainer's Signature:** _____

Participants:

Name: _____ Signature: _____ Date: _____

Name: _____ Signature: _____ Date: _____

Name: _____ Signature: _____ Date: _____

Name: _____ Signature: _____ Date: _____

Name: _____ Signature: _____ Date: _____

Name: _____ Signature: _____ Date: _____

Name: _____ Signature: _____ Date: _____

Name: _____ Signature: _____ Date: _____

Name: _____ Signature: _____ Date: _____

Name: _____ Signature: _____ Date: _____

Name: _____ Signature: _____ Date: _____

Name: _____ Signature: _____ Date: _____

Name: _____ Signature: _____ Date: _____

Name: _____ Signature: _____ Date: _____